

Introduction

Literacy Gold is a suite of programs to help children learn to read and spell. Ideally, we recommend children play for 25 minutes daily.

Pupils have their own logins and can use Literacy Gold at home or at school.

How to Log In

Pupils and teachers login on the School Account side:

<https://literacygold.co.uk/Account/Login>

The image shows two login forms side-by-side. The 'Parent Account' form has fields for 'Username:' and 'Password:', a 'Show password' checkbox, and an orange 'Login' button. The 'School Account' form has fields for 'School Username:', 'Username:', and 'Password:', a 'Show Password' checkbox, and a blue 'Login' button.

How to Add Pupils

Add pupils by clicking on the *Add Pupil* tab.

Usernames only need to be unique within your school. *Last Name, Class* and *Date of Birth* are all optional.

Reading, Spelling and Maths all start with a placement test.

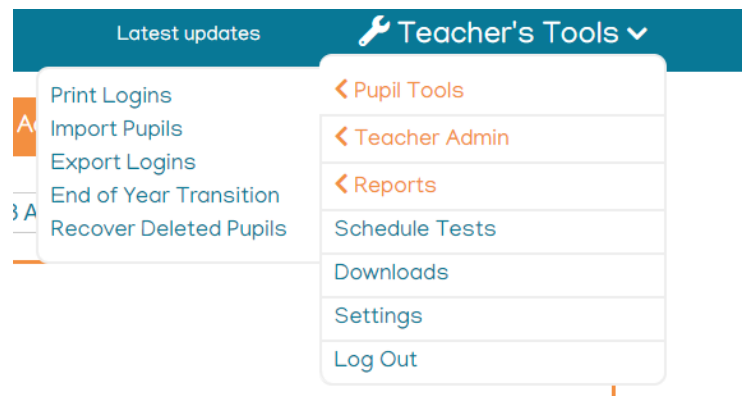
You can also import pupils from a spreadsheet: [Import Pupils](#)

The screenshot shows the 'Add Pupil' form within the Literacy Gold interface. At the top, there is a navigation bar with tabs: Provision Map, Assess, Plan / Do / Review, Pupil Reports, Add Pupil (selected), Edit Pupil, and Help. The form itself has the following fields: First Name *, Last Name, School Username (pre-filled with 'Hogwarts'), Username *, Password (pre-filled with 'Hogwarts'), Year * (dropdown menu with 'Please Select'), and Date of Birth (calendar icon, format dd/mm/yyyy). Below the form, there are three sections for program selection: Reading (checked), Spelling, and Maths. Each section has radio button options and a timer icon with duration. Reading options: Engaging Eyes & Reading (25 minutes a day), Engaging Eyes (10 minutes a day), Reading (15 minutes a day). Spelling option: Spelling Tutor (10 minutes a day). Maths option: Times Table Tutor (10 minutes). A 'Save' button is at the bottom.

Quick Start Guide

Print Login Details

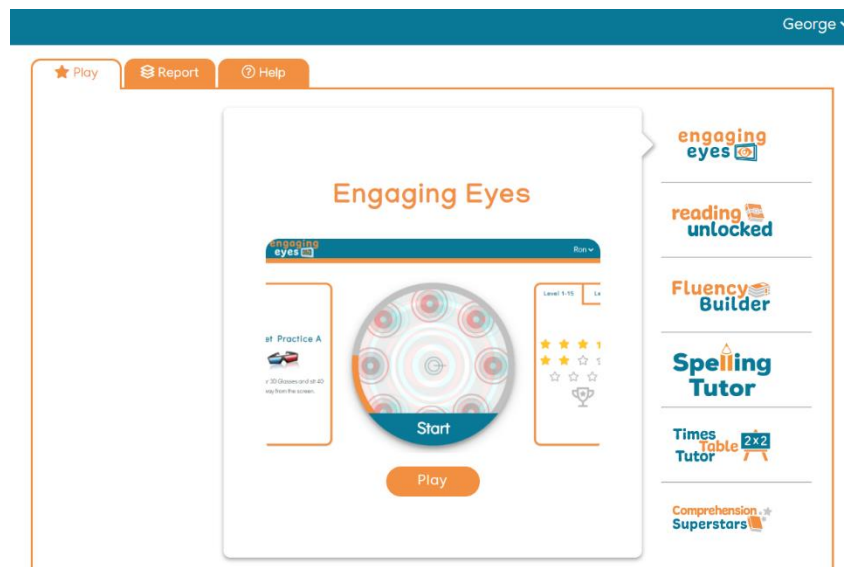
You can print, or export to excel, log in details to give to each pupil from the *Teacher's Tools* menu.



Playing The Programs

The first-time children login, they take a placement test to decide whether they play Reading Unlocked or Fluency Builder, and which level they should start on.

The second time a pupil logs on to Literacy Gold, they will be asked to do a very quick reading age test.



The Programs

Programs can be played on a PC, Mac and Chromebook. All programs, besides Engaging Eyes, can also be played on an iPad.

Children need to be able to hear the program, most schools use headphones.

Quick Start Guide

Reading Unlocked

Reading Unlocked is our *phonics* and *phonological awareness* program. Poor phonological awareness (the ability to break words into sounds) is often the reason children struggle with phonics.

The pupil will need paper or a whiteboard. If they have a microphone, they can record themselves reading and listen to it.

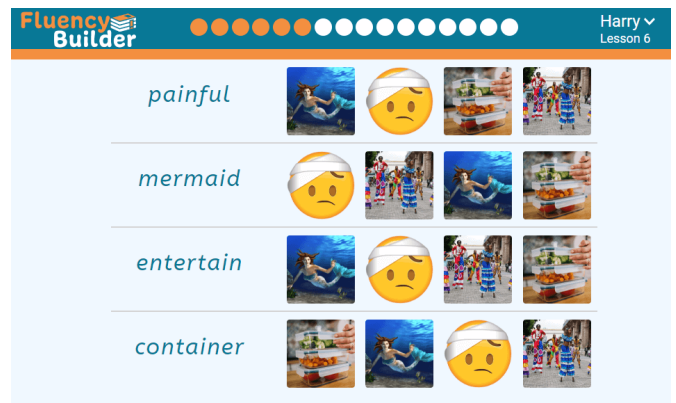
The last activity is shared reading of a poem with an adult. This poem can then be printed out and sent home with the child to read with their parents.



Fluency Builder

Fluency Builder follows on from Reading Unlocked. It teaches more *phonological awareness*, *homophones* and two and three syllable words.

If they have a microphone, they can record themselves reading and listen to it.




Engaging Eyes

Engaging Eyes is a vision training program which strengthens your eye muscles, so that you can track smoothly across the page.

It is our most important program, if you only have time for one program, this is the one we recommend.

3d glasses, which we send to you, are needed to play some games. Playing Engaging Eyes may make your eyes slightly sore because it exercises your eye muscles. This will only last a few minutes.



Quick Start Guide

Spelling Tutor

Spelling Tutor teaches over 1,000 of the most common words, including all the words in the National Curriculum for spelling.

Pupils write words and sentences, from dictation, on paper.

Spelling Tutor works via spaced repetition. Each word they get wrong they repeat on day 2, 3, 5, 8 and 13.



Times Table Tutor

Times Table Tutor teaches tables to 12 x 12. It is based on Singapore maths and is a calm learning environment. It has no timer, and is not competition based, making it particularly suitable for some SEN pupils.



Dyslexia Screener

The Dyslexia Screener takes 10-15 minutes. It is optional and needs to be done with an adult. You can find it in the [Assess Tab](#) on the Teacher's Dashboard.

Select the Pupil, which you have previously added using Add Pupil, to do the Dyslexia Screener.

The report can be later downloaded from the [Plan/Do/Review](#) tab.

